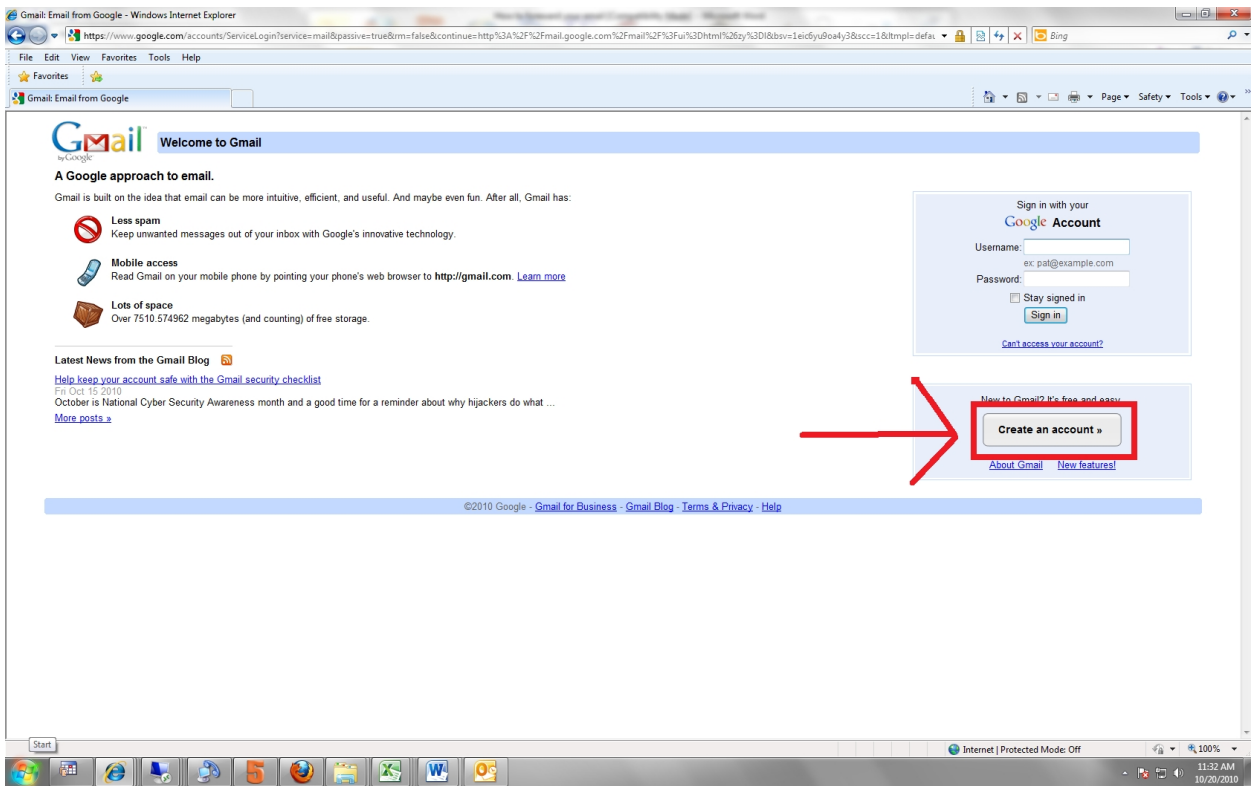


How To Setup A New Gmail Account

- I. This is a step-by-step guide on how to create a new GMAIL Account

- II. By doing this you will have a new gmail.com account that you can check from Anywhere that you have internet access.

1. Go to the website www.gmail.com
2. You will need to select CREATE AN ACCOUNT as shown below



3. You will now see the following screen. Here you will need to fill out all of the questions on this page. Once all of the boxes are filled out you will select the box that says I ACCEPT. CREATE MY ACCOUNT

Your Google Account gives you access to Gmail and [other Google services](#). If you already have a Google Account, you can [sign in here](#).

Get started with Gmail

First name:

Last name:

Desired Login Name: @gmail.com

Examples: JSmith, John Smith

Choose a password: [Password strength](#)

Minimum of 8 characters in length.

Re-enter password:

Stay signed in

Enable Web History [Learn More](#)

Default Homepage Set Google as my default homepage.

Your default homepage in your browser is the first page that appears when you open your browser.

Security Question:

If you forget your password we will ask for the answer to your security question. [Learn More](#)

Answer:

Recovery email:

This address is used to authenticate your account should you ever encounter problems or forget your password. If you do not have another email address, you may leave this field blank. [Learn More](#)

Location:

Birthday:

MM/DD/YYYY (e.g. "10/20/2010")

Word Verification: Type the characters you see in the picture below.

Word Verification:

Type the characters you see in the picture below.

 &

Letters are not case-sensitive

Terms of Service:

Please check the Google Account information you've entered above (feel free to change anything you like), and review the Terms of Service below.

With Gmail, you won't see blinking banner ads. Instead, we display ads you might find useful that are relevant to the content of your messages. [Learn more](#)

[Printable Version](#)

Google Terms of Service

Welcome to Google!


1. Your relationship with Google

By clicking on 'I accept' below you are agreeing to the [Terms of Service](#) above and both the [Program Policy](#) and the [Privacy Policy](#).



5. Now the following screen will appear. Select the radial button next to ADD THIS WEBPAGE TO YOUR HOME PAGE TABS. Then select YES

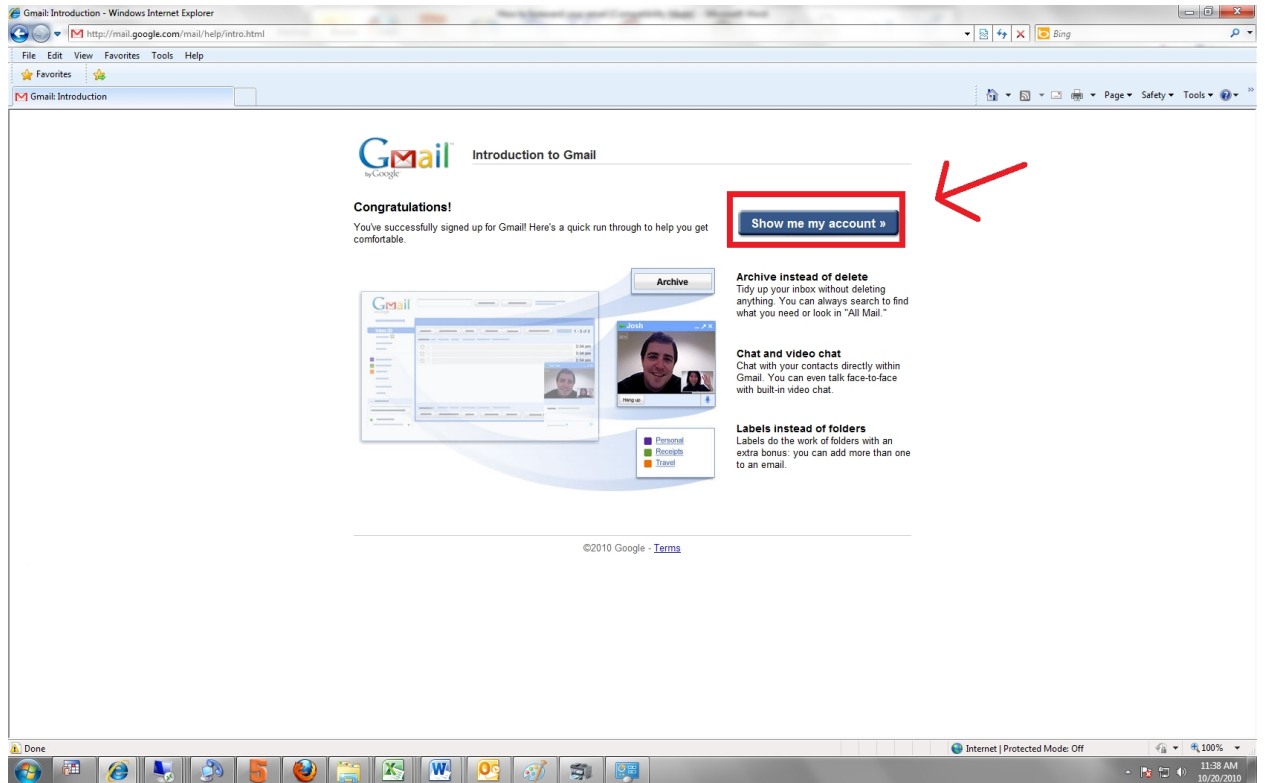
Add or Change Home Page X

 **Would you like to use the following as your home page?**
http://www.google.com/

Use this webpage as your only home page

Add this webpage to your home page tabs

6. Now the following screen will appear. Select SHOW ME MY ACCOUNT



7. You have now successfully setup a new gmail account